

Lot Number: **GB-4198724-P**
 Client Name: **Genesis Biomapping**
 Identity: **www.genesisbiomapping.com**


Received Date: **05/30/2026**
 Analysis Conducted: **05/25/2026**
 Searchable via: **horizonanalytical.com**

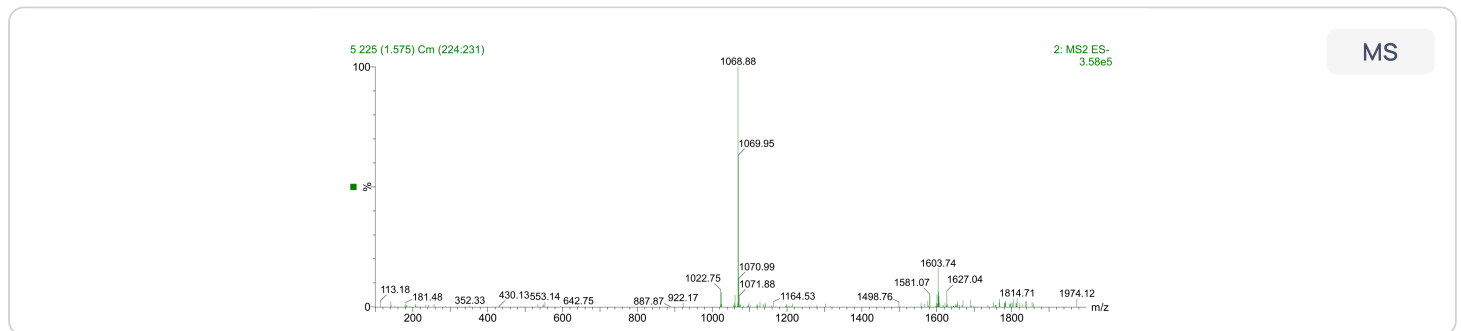
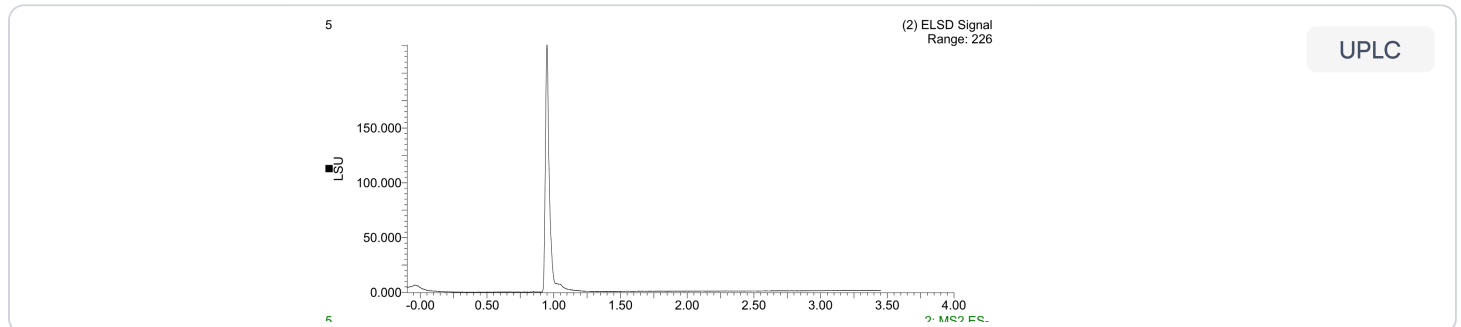
Compound:	Melanotan 2 (MT-2)
Lot:	GB-4198724-P
Appearance:	White Lyophilized Powder

CAS:	121062-08-6
Formula:	C ₅₀ H ₆₉ N ₁₅ O ₉
Mol Weight:	~1024.2 g/mol

Pubchem CID: 92432

Qualitative and Quantitative chemical analysis by Ultra High Performance Liquid Chromatography with Mass Spectrometry

	Specification	Result	Scan to Validate:
Compound Test:	Melanotan 2 (MT-2)	Melanotan 2 (MT-2)	
Quantity:	10mg	9.93mg	
Purity:	>98%	99.21%	



Aleksey Yevtodiyyenko PhD
 Research and Formulation Chemist

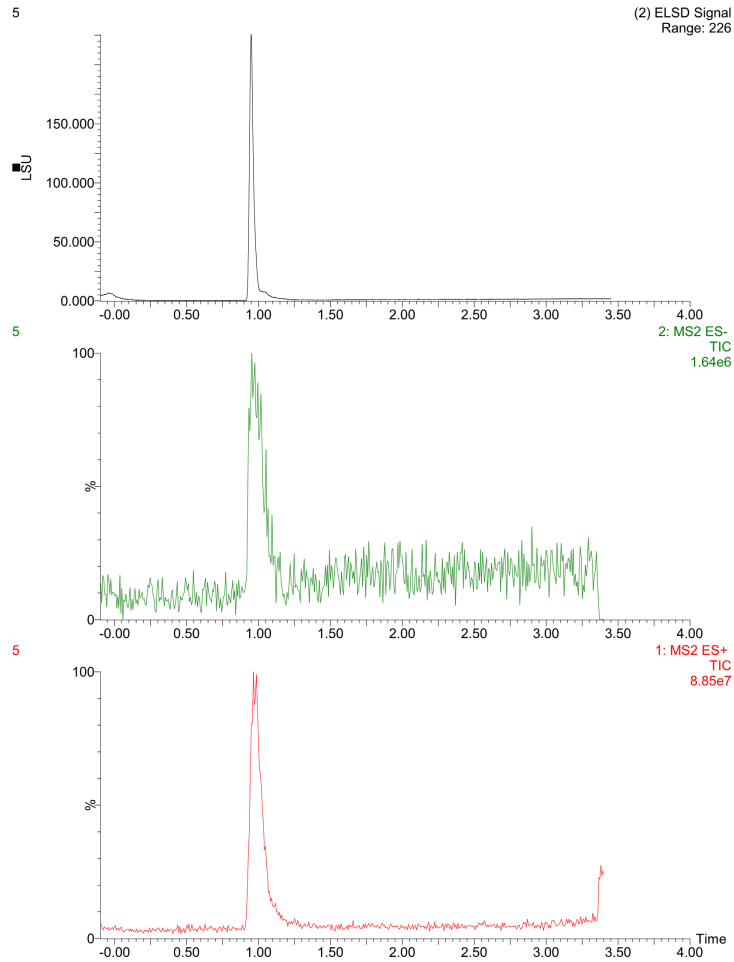


This purity analysis was conducted using UPLC/MS under standard laboratory conditions, following validated analytical protocols to ensure accurate and reliable results. This analysis is intended for informational and research applications.

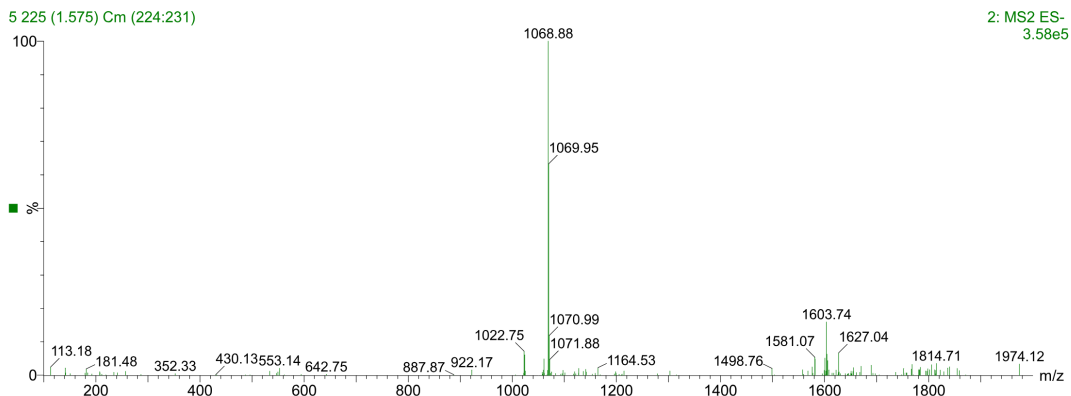
Lot Number: GB-4198724-P
Client Name: Genesis Biomapping
Identity: www.genesisbiomapping.com

Received Date: 05/30/2026
Analysis Conducted: 05/25/2026
Searchable via: horizonanalytical.com

Melanotan 2 (MT-2) (10mg) • Pubchem CID: 92432
Ultra High Performance Liquid Chromatography (UPLC)



Mass Spectrometry (MS)



Lot Number: [GB-4198724-E](#)
Client Name: [Genesis Biomapping](#)
Identity: www.genesisbiomapping.com

Received Date: [05/30/2026](#)
Analysis Conducted: [05/25/2026](#)
Searchable via: horizonanalytical.com

Compound:	Melanotan 2 (MT-2)
Lot:	GB-4198724-E
Appearance:	-

CAS:	121062-08-6
Formula:	C ₅₀ H ₆₉ N ₁₅ O ₉
Mol Weight:	~1024.2 g/mol

Pubchem CID: 92432
Endotoxin Test

	Specification	Result	Scan to Validate:
Compound Test:	Melanotan 2 (MT-2)	-	
Endotoxin:	-	< 0.05 EU/mL	

Aleksey Yevtodiyenko PhD
Research and Formulation Chemist



This endotoxin analysis was performed under standard laboratory conditions using validated testing methodologies to ensure accurate and reliable results. The analysis is intended for informational and research purposes only.

Contact at: contact@horizonanalytical.com

Proudly Owned and Operated in the USA 